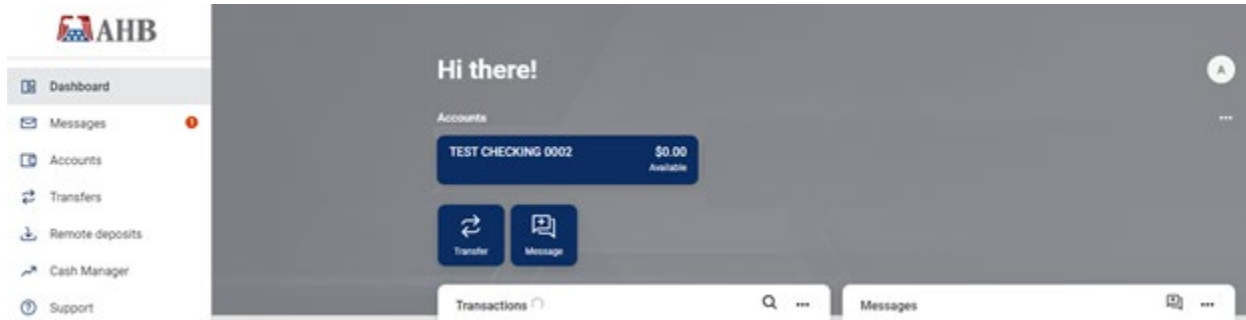
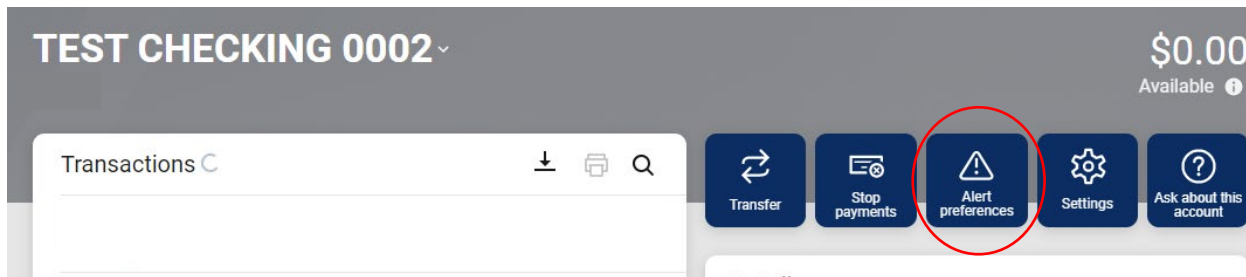


AHB Online Banking How to Set Up an Alert (Desktop Version)

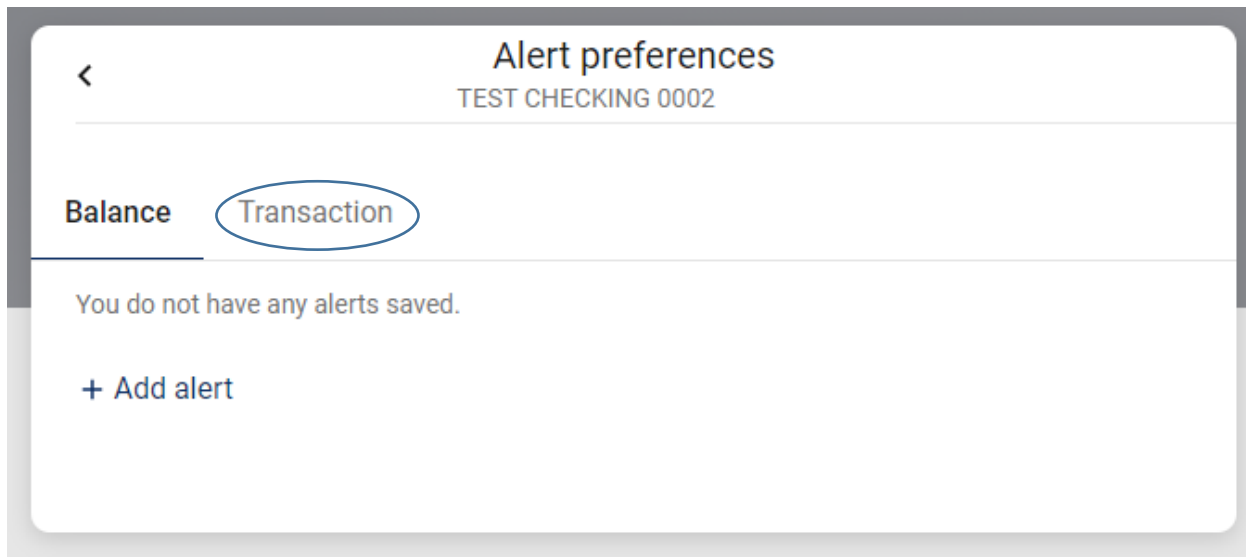
From the Dashboard, click on an account.



From the account page, select **Alert Preferences**.

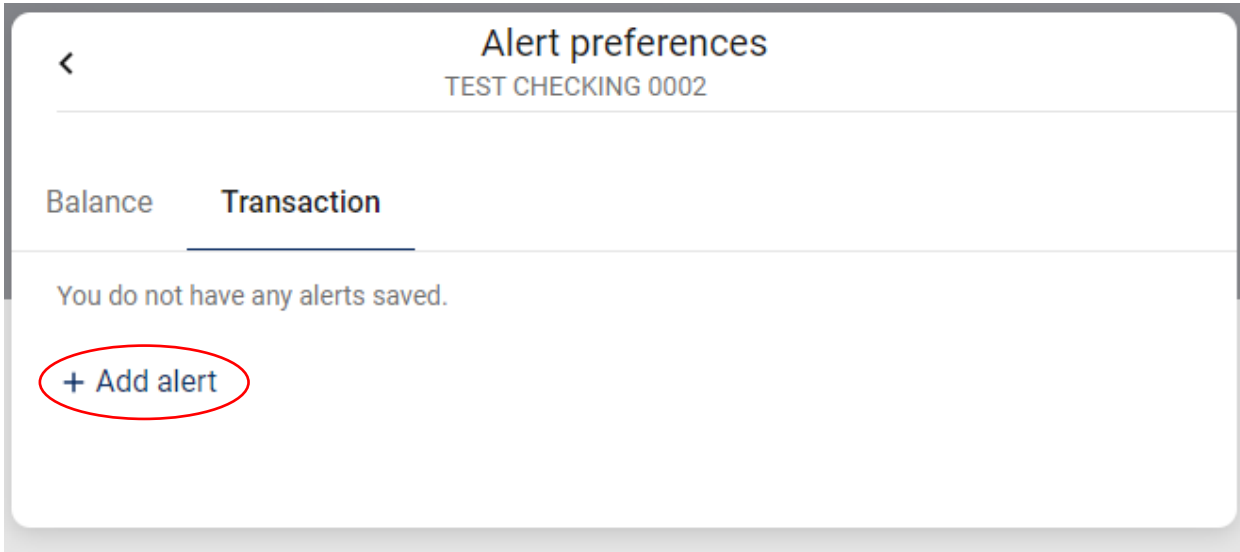


To set up a transaction alert (such as receiving alerts for a credit to your account), select the **Transaction** tab.



AHB Online Banking
How to Set Up an Alert (Desktop Version)

Select **Add Alert**.



AHB Online Banking How to Set Up an Alert (Desktop Version)

Verify the drop down has **Credit** selected. In the dollar amount field, enter the dollar amount above which you would like credit transaction notifications sent. If you would like a notification for all credits, enter 0 (zero) in the dollar amount field. Select the option in which you wish to be notified of the credit (Text, Email, In-App Message – you may select as few as one or as many as all three). To verify your contact information, select the verbiage “Need to update your contact information?”

Alert preferences
TEST CHECKING 0002

Balance **Transaction**

You do not have any alerts saved.

Notify me when a

Credit (deposit or earning) ▾

is over:

\$

Notify by:

Text Email In-App Message

Need to update your contact information?

Cancel Add alert

AHB Online Banking
How to Set Up an Alert (Desktop Version)

Once all fields are complete, select **Add Alert**.

Alert preferences
TEST CHECKING 0002

Balance **Transaction**

You do not have any alerts saved.

Notify me when a

Credit (deposit or earning) ▾

is over:

\$ 0

Notify by:

Text Email In-App Message

Need to update your contact information?

Cancel **Add alert**

AHB Online Banking
How to Set Up an Alert (Desktop Version)

The **Alert Preferences** screen lists any current alerts set up for this specific account.

